

Please be aware that this PDF has been created from the original hardcopy document, which might not be in good condition and so the PDF might reflect this.

R

BRITISH STANDARD CODE OF PRACTICE

CP 152 : 1972

Including Amendment No. 1, September 1976 [AMD 2102]

GLAZING AND FIXING OF GLASS FOR BUILDINGS

IMPORTANT NOTE. It has been brought to the committee's attention that in practice the recommendations covering maximum glass sizes in Clause 3.9 have been ignored, particularly when glass is used in domestic buildings. There are certain ambiguities in the text and lack of any reference to double glazing, which do not make it clear that the recommendations should be observed at all times.



This amendment has been prepared, firstly, to classify more clearly the use where risks are higher and, secondly, to revise the table of glass sizes to include double glazing and to be less restrictive in the maximum sizes and bring them into line with current practice.

The amendment has been drafted on the basis that it is an interim recommendation until further investigation into accident statistics has been completed and methods of test simulating the various types of loading under normal conditions have been established.

The whole of CP 152 is at present under revision and it is hoped that it will, when republished, contain more precise recommendations based on research work currently in hand. Attention is drawn to Table 9, which gives maximum sizes and does not permit the use of annealed glass for large sliding doors, including patio doors for domestic buildings, thinner than 6 mm or 5 mm + 5 mm for double glazing.


THE COUNCIL FOR CODES OF PRACTICE

BRITISH STANDARDS INSTITUTION

2 PARK STREET, LONDON, W1A 2BS

Telex: 266933

Telephone: 01-629 9000



CP 152 : 1972

THIS CODE OF PRACTICE has been prepared by a Committee convened by the Codes of Practice Committee for Building. Having been endorsed by the Council for Codes of Practice, it was published under the authority of the Executive Board on 21st July, 1972.


© British Standards Institution, 1972.

First published (as BS 973), 1941.
First revision, 1945.
Second revision (as CP 152), January, 1960.
Third revision, August, 1966.
Fourth revision, July, 1972.

ISBN: 0 580 07244 4

This Code of Practice makes reference to the following British Standards:

- BS 544. Linseed oil putty for use in wooden frames.
- BS 952. Classification of glass for glazing and terminology for work on glass.
- BS 2521-3. Lead-based priming paints.
- BS 3698. Calcium plumbate priming paints.
- BS 4254. Two-part polysulphide-based sealing compounds for the building industry.
- CP 3. Code of basic data for the design of buildings.
Chapter I. Lighting. Part 1. Daylighting.
Chapter III. Sound insulation and noise reduction.
Chapter IV. Precautions against fire. Part 1. Fire precautions in flats and maisonettes in blocks over two storeys. Part 2. Shops and departmental stores. Part 3. Office buildings.
Chapter V. Loading. Part 2. Wind loads.
- CP 98. Preservative treatment for constructional timber.
- CP 122. Walls and partitions of blocks and slabs.
- CP 145. Glazing systems.
Part 1. Patent glazing.



CP 152 : 1972

- CP 153. Windows and rooflights.
Part 1. Cleaning and safety.
Part 2. Durability and maintenance.
Part 3. Sound insulation.
Part 4. Fire hazards associated with glass in buildings.
- CP 231. Painting of buildings.

British Standards are revised, when necessary, by the issue of amendment slips or of revised editions. It is important that users ascertain that they are in possession of the latest amendments or editions.

The following BSI reference relates to the work on this Code of Practice:
Committee reference BLC/36

CP 152 : 1972

CODE DRAFTING COMMITTEE BLCP/36

GLASS FOR BUILDINGS

Mr. W. F. Young (*Chairman*)

Mr. R. H. H. Simms	}	<i>British Door Association Limited</i>
Mr. I. A. Rutherford		<i>British Woodwork Manufacturers' Association</i>
Mr. T. Sibthorp	}	<i>Chief Fire Officers' Association</i>
Mr. N. C. Mountford, M.B.E.		<i>Department of the Environment</i>
Mr. L. A. Gordon	}	<i>Department of the Environment and Fire Offices</i>
Mr. O. L. Turner		<i>Committee, Joint Fire Research Organization</i>
Miss M. Law		<i>Co-opted</i>
Mr. H. E. Beckett		<i>Flat Glass Association</i>
Mr. S. Pearson	}	<i>Flat Glass Manufacturers' Association</i>
Mr. J. H. Ingleby		<i>Incorporated Association of Architects</i>
Mr. R. Dales Bennett	}	<i>and Surveyors</i>
Mr. D. W. Harrington		<i>Institution of Municipal Engineers</i>
Mr. J. Dawes	}	<i>Metal Window Federation of Great Britain</i>
Mr. E. J. Collins		<i>National Association of Putty and Building</i>
Mr. R. G. McDonald	}	<i>Mastics Manufacturers</i>
Mr. J. I. V. Froggatt		<i>National Association of Shopfitters</i>
Mr. E. Cutler	}	<i>Patent Glazing Conference</i>
Mr. A. S. Brooks		<i>Royal Institute of British Architects</i>
Mr. O. F. C. Carey	}	<i>Royal Institution of Chartered Surveyors</i>
Mr. K. G. A. Feakes		<i>Secretary, BSI</i>
Mr. G. A. C. Lacoste, M.B.E.		
Mr. W. F. Young		
Mr. N. K. Green		

CONTENTS

	Page
Foreword	8
1. GENERAL	
1.1 Scope	8
1.2 Definitions	8
1.3 Provision of essential information	11
1.4 Information to be given when ordering glass	11
2. MATERIALS	
2.1 Glass	12
2.2 Classification of glazing materials	12
2.3 Properties of glazing materials	14
2.4 Blocks and distance pieces	14
3. DESIGN CONSIDERATIONS	
3.1 Daylighting	16
3.2 Durability	16
3.3 Thermal expansion and contraction	18
3.4 Thermal insulation	18
3.5 Double and multiple glazing	18
3.6 Sound insulation	20
3.7 Fire protection	20
3.8 Recommended glazing thicknesses	20
3.9 <i>The safe use of glass</i>	27
3.10 Methods of glazing	29
3.11 Surrounds, beads and cleats	30
3.12 Glass facings	32
3.13 Methods of fixing glass to surfaces	33
4. GLAZING TECHNIQUES	
4.1 Rebates and grooves	33
4.2 Measuring for glass	33
4.3 Location of glass in surrounds	34
4.4 Normal glazing to wood or metal	35
4.5 Single glazing for ordinary glass under abnormal exposure conditions, and for special glass and double-glazing units under all conditions	37

CP 152 : 1972

	Page
4.6 Glazing direct to stone, concrete, brick or other similar materials	37
4.7 Glazing leaded lights	37
4.8 Glazing copper lights	38
4.9 Glazing special glasses	38
4.10 Glazing factory-made double or multiple glazing units	39

**5. FIXING CIRCULAR AND
RECTANGULAR GLASS DOMES**

5.1 Curbs	39
5.2 Fixing	39
5.3 Draughtproofing	40

6. FIXING GLASS FACINGS


6.1 General	40
6.2 Fixing with compound to vertical surfaces	40
6.3 Solid fixing	41
6.4 Mechanical methods of fixing (screws, rosettes, clips, cover strips)	42
6.5 Mirrors	43
6.6 Securing fixtures through glass wall facings	46
6.7 Framed glass facings	47
6.8 Securing of letters and illuminated signs	47
6.9 Sun blinds	48

7. CARE OF GLASS AND OF GLAZING

7.1 Care of glass in transit and in storage	48
7.2 Care of glass after fixing	48
7.3 Care of glazing and structure	49

APPENDIX

A. Degree of corrosion at bimetallic contacts	50
---	----



TABLES

	Page
1. Evaluation of properties of glazing materials	15
2. Topography correction factors to be applied to basic wind speeds	21
3. Ground roughness and height above ground correction factors to be applied to basic wind speeds	22
4. Maximum wind loadings to be expected at various design wind speeds	23
5. Glass factors for transparent glass for single glazing	24
6. Glass factors for transparent glass for permanently sealed double glazing	25
7. Maximum sizes of pane for putty glazing without beads or cleats for different wind loads	32
8. Increases in corrosion at bimetallic contacts	50
9. Type, thickness & maximum size of glass, when four edges are supported.	

FIGURES

1. Recommended positions of setting and location blocks for various types of surround	51
2. Glass and rebate dimensions	54
3. Glazing without beads	54
4. Glazing into grooves	55
5. Glazing with beads	55
6. Spacing of clips on curbs for rectangular glass domes	56

This Code of Practice represents a standard of good practice but compliance with it does not confer immunity from relevant legal and statutory requirements.

CP 152 : 1972

BRITISH STANDARD CODE OF PRACTICE CP 152
GLAZING AND FIXING OF GLASS
FOR BUILDINGS

FOREWORD

This Code of Practice is primarily a metrication of the 1966 edition, with the incorporation of Amendment No. 1, published in March, 1967. Numerical values are now given in terms of SI units, in line with the change to the metric system in the construction industry. For further information on SI units, reference should be made to BS 3763, 'The International System of Units (SI)'.

Although this has not been the occasion for a detailed revision of the Code, the opportunity has been taken to make some changes known to be needed. 3.6 and 3.7 have been substantially omitted, leaving only references to the relevant Codes of Practice. 3.8 has been considerably amended to take account of a better understanding of the strength of float glass and its application has been extended to cover all forms of double glazing using ordinary transparent glass, while at the same time the number of glass factor tables has been reduced from six to two and 6.5 has been brought up to date. Because of these necessary changes, this metric edition supersedes the 1966 imperial edition, which will be withdrawn.

1. GENERAL

1.1 SCOPE

This Code makes recommendations for good practice in the site glazing and fixing of glass for buildings. The Code does not cover patent glazing (see CP 145, Part 1), the glazing of glass units of channel section, glass block walling (see CP 122), glass lens lights in walls or roofs, (precast or cast in situ) or dry glazing systems for aluminium frames (in relation to which the system manufacturer should be consulted when information is required).

NOTE. The titles of the British Standards referred to in this Code of Practice are listed on page 2.

1.2 DEFINITIONS

For the purposes of this Code, the following definitions apply:

(1) *Anchor*. A strip of metal bent to an 'L' shape. The longer leg has countersunk holes for screws to fix the anchor to the background, and the shorter leg supports the glass without protruding beyond the face.